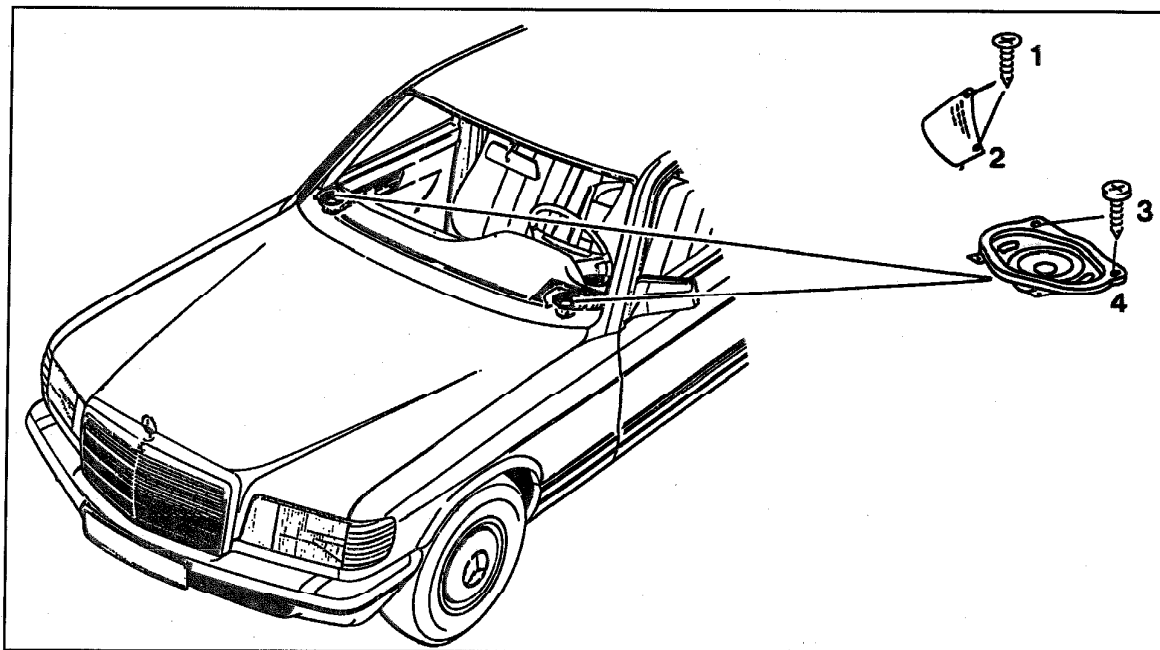


82-0512 R and R front, rear and door loudspeakers

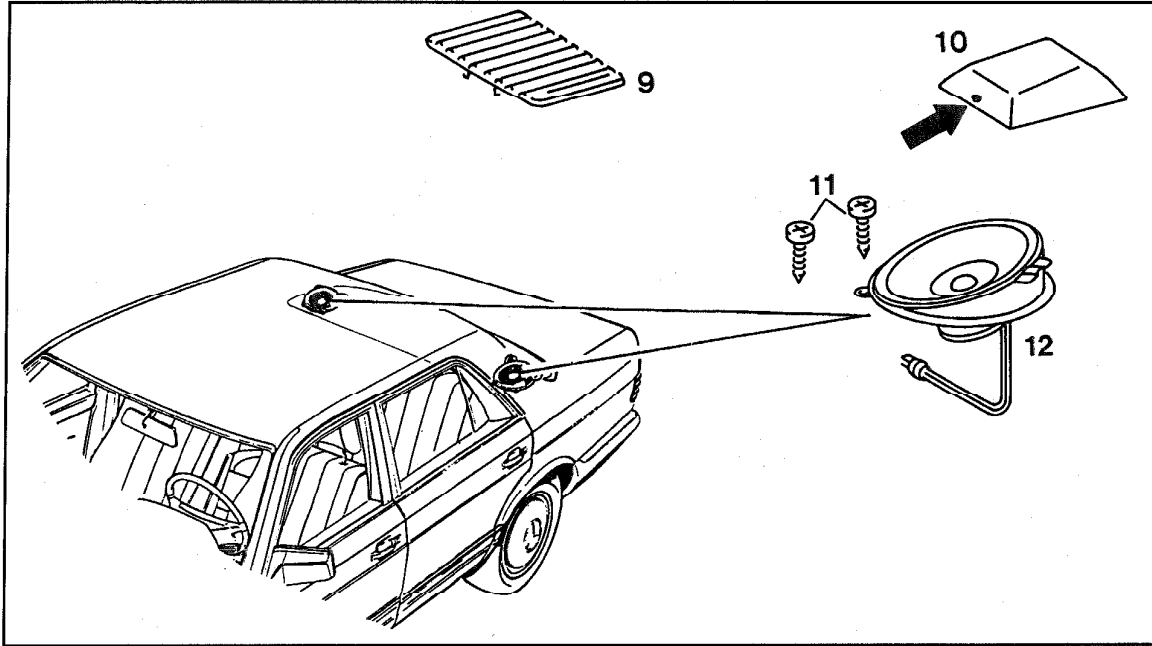
A Front loudspeaker



P82-0131-55

- | | |
|---------------------------|--|
| Mounting screws (1) | unscrew, screw in. |
| Cover (2) | lift and remove to the rear, install. |
| Mounting screws (3) | unscrew, screw in. |
| Loudspeaker (4) | lift, remove to the rear and pull off wire, fit wire and insert loudspeaker. |

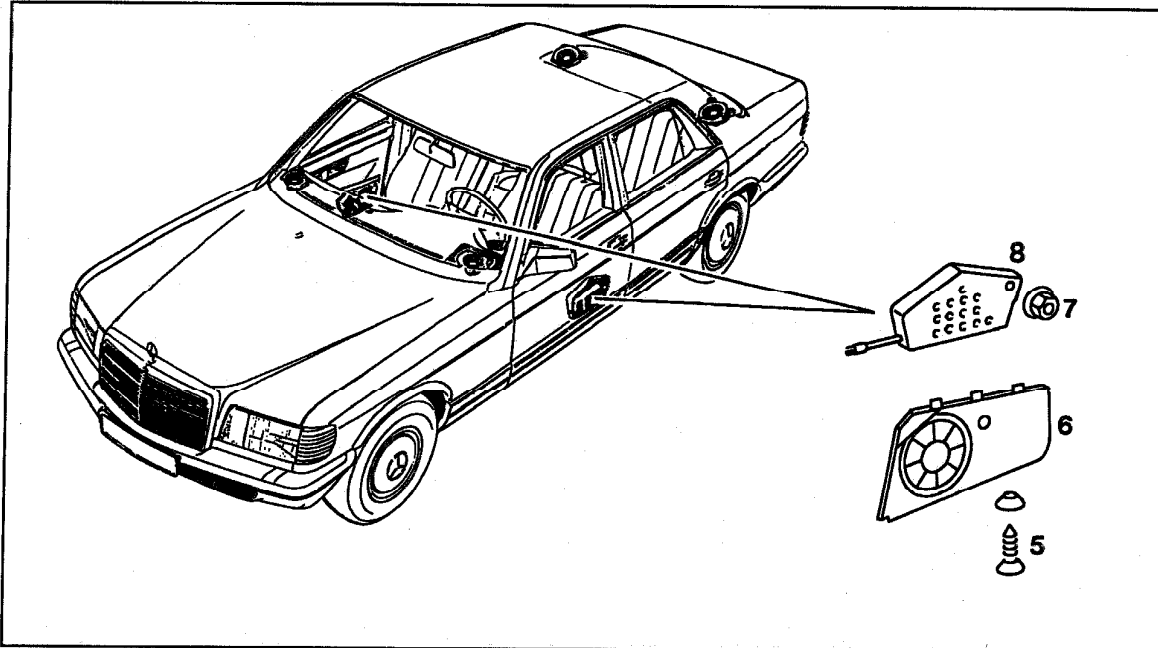
B. Rear loudspeaker



P82-0132-55

- | | |
|----------------------------|---|
| Cover (9) | unclip, clip in (only 1st version). |
| Cover (10) | unclip front (arrow) and remove from the front, push in from the front and clip in. |
| Mounting screws (11) | unscrew, screw in. |
| Loudspeaker (12) | remove and pull off wire, refit and insert loudspeaker. |

C. Loudspeaker in door (only sound system)



P82-0130-55

- | | |
|---------------------------|--|
| Mounting screws (5) | unscrew, screw in. |
| Cover (6) | lift and remove downwards, insert. |
| Mounting nut (7) | unscrew, screw in. |
| Loudspeaker (8) | remove and pull off wire, fit wire and insert loudspeaker. |